

PUMPA Suspension devices for pumps

„Translation of the original instruction manual“

Valid since **July 13, 2021**

Version: **2**

pumpa[®]



„Illustration picture“

Content

EN

1	INTRODUCTION	2
2	SAFETY	2
3	APPLICATION.....	2
3.1	ASSEMBLY	2
4	TECHNICAL SPECIFICATIONS.....	3
5	SERVICE AND REPAIRS	3
6	EQUIPMENT DISPOSAL	3
7	LIST OF SERVICE CENTRES	3
8	DECLARATION OF CONFORMITY	4

PUMPA, a.s.
U Svitavy 1
618 00 Brno
Czech Republic

www.pumpa.eu

1 Introduction

Please read this manual carefully before using the product. It is important to become familiar with all relevant safety regulations before operating the product. Failure to do so could result in personal injury and damage to the machine, and will also void the warranty.

2 Safety

Protect from open fire! Avoid contact with sharp edges during assembly! If necessary, bandage sharp edges with fabric or mechanically round off sharp edges!

The pump must be started smoothly to avoid surges.

The bar on which the suspension device is to be attached must be strong enough to support the weight of the pump during the entire load period and to prevent the pump from accidentally falling off.


3 Application

1. First, tie the pump to the additional cable of the sling.
2. From the pump, start fixing the cable and the tube in the Velcro fasteners
3. Do not twist the fasteners, fasten them against each other in the standard way and press lightly.
4. Continue in this way until the desired length is reached (depending on the depth of the suspension).
5. Leave a slight slack in the plastic tubing and wiring between the handles.


The suspension device is intended for hanging lowering pump in wells and boreholes.

3.1 Assembly

Remove the hanger from the box and thread both ends of the additional cable (included) through the eyelets on the pump for hanging. Thread both ends of the rope through the loop on the hitch and tie a knot (such as an Ambulance Coupler).



Starting from the pump, start fixing the pipe and wiring into the Velcro fasteners. The zippers must not be twisted, they must be fastened against each other in a regular way and lightly pressed. Leave a slight slack of the pipe and wiring between the grips.



At the end, make a knot with a loop for hanging the pump. Pull the hanging rod through the loop and place it carefully.



4 Technical specifications

Guaranteed load capacity with all supplied components 200 kg.

The PUMPA hanging device meets the requirements for products designed for direct and permanent contact with drinking water according to Czech Decree of the Ministry of Health No. 409/2005 Coll.

5 Service and repairs

Service repairs are performed by authorized service Pumpa, a.s.

6 Equipment disposal

The disposal of the product must be carried out in accordance with the legislation of the country in which the disposal is done.

Changes reserved.



7 List of service centres

Detailed information about our contracted service centres and an up-to-date list of service centres is available on our website

www.pumpa.eu

8 Declaration of conformity

ANNEX IIA

EU PROHLÁŠENÍ O SHODĚ



Výrobce: PUMPA, a.s. U Svitavy 1, 618 00, Brno, Česká republika, IČ: 25518399

Jméno a adresa osoby pověřené kompletací technické dokumentace: PUMPA, a.s. U Svitavy 1, 618 00, Brno, Česká republika, IČ: 25518399

Popis strojního zařízení

- **Výrobek:** Závěsné zařízení
- **Model:** PUMPA Závěsné zařízení pro čerpadla
- **Nostnost max 200kg**
- **Délka od 5 do 120 metrů**
- **Funkce:** Pro zavěšení a spouštění čerpadla do studny nebo do vrtu.

Prohlášení: Strojní zařízení splňuje příslušná ustanovení směrnice **2006/42/ES**

Použité harmonizované normy:


EN ISO 12100: 2011

EN 1492-1: 2009

EN 1492-4: 2009

Prohlášení vydáno dne 07.10.2020, v Brně

ES/PUMPA/2020/014


PUMPA, a.s. 1
U Svitavy 54/1, 618 00 Brno - nákup
IČO: 25518399, DIČ: CZ25518399

za PUMPA, a.s. Martin Křapa, člen představenstva

EU declaration of conformity

"Translation of the original declaration of conformity"

Manufacturer: PUMPA, a.s. U Svitavy 1, 618 00, Brno, Czech Republic, ID No.: 25518399

Name and address of the person responsible for the completion of the technical documentation: **PUMPA, a.s. U Svitavy 1, 618 00, Brno, Czech Republic, ID No: 25518399**

Description of the machinery

- **Product:** Suspension device
- **Model:** PUMPA Suspension device for pumps
- **Capacity max. 200kg**
- Length from 5 to 10 metres
- **Functions:** For suspension and lowering the pump into the well or borehole.

Declaration: The machinery complies with the relevant provisions of Directive **2006/42/ES**.

Harmonised standards used:

EN ISO 12100: 2011

EN 1492-1: 2009

EN 1492-4: 2009

Declaration issued on October 07, 2020, in Brno.