



Construction

Self-draining, single-impeller pumps, with motor insulated from pumped water, constructed with high quality, corrosion-proof plastic materials, with stainless steel diffuser. Compact design (158 mm wide).

PVC pipe connections:

Ports for cementing joint, with external thread for union coupling.

Applications

For spas, hydromassage bathtubs and whirlpool baths.

Operating conditions

Water temperature up to 60 °C.
 Room temperature up to 40 °C.
 Maximum permissible pressure in the pump casing: 2,5 bar.
 Continuous duty.

Motor

2-pole induction motor, 50 Hz ($n \approx 2800$ rpm).

SPA: three-phase 230/400 V $\pm 10\%$.

SPAM: single-phase 230 V $\pm 10\%$, with thermal protector. Capacitor inside the terminal box.

Insulation class F.

Protection IP X5.

Classification scheme IE3 for three-phase motors from 0,75 kW.

Constructed in accordance with: EN 60034-1; EN 60034-30-1. EN 60335-1, EN 60335-2-60.

Special features on request

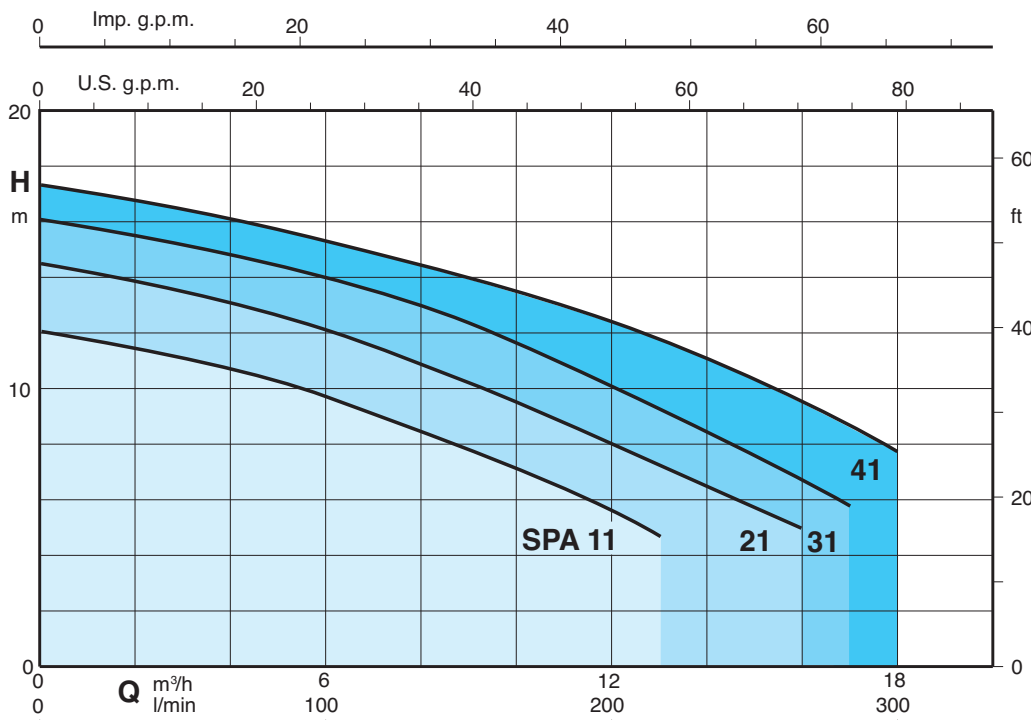
- Other voltages.
- Frequency 60 Hz (as per 60 Hz data sheet).

Materials

Component	Material
Pump casing Union coupling	ABS (Acrylonitrile-Butadiene-Styrene)
Diffuser cover Impeller	Glass reinforced thermoplastic: PPO-GF30, NORYL*
Diffuser-wall with wear-ring	Cr-Ni-Mo stainless steel 1.4401 EN 10088 (AISI 316)
Mechanical seal	Ceramic alumina, Carbon, FPM

* Trademark of General Electric

Coverage chart $n \approx 2800$ rpm



Performance $n \approx 2800$ rpm

	3~ 230 V 400 V		1~ 230 V	P ₁	P ₂		Q												
	A	A			A	kW		HP	m ³ /h	0	3	6	9	12	13	16	17	18	
SPA 11	2,8	1,6	SPA 11	3,3	0,73	0,45	0,6	H	12	11,1	9,7	7,8	5,6	4,7					
SPA 21/A	3	1,7	SPA 21/A	4,5	1	0,55	0,75		14,5	13,4	12,1	10,2	7,9	7,2	5				
SPA 31/B	3,7	2,2	SPA 31/A	5,4	1,2	0,75	1		16,1	15,2	13,9	12,4	10,2	9,3	6,8	5,8			
SPA 41/A	4,7	2,7	SPA 41	7	1,6	1,1	1,5		17,3	16,5	15,3	14	12,4	11,8	9,5	8,6	7,7		

P₁ Max. power input.

P₂ Rated motor power output.

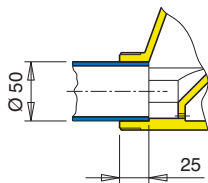
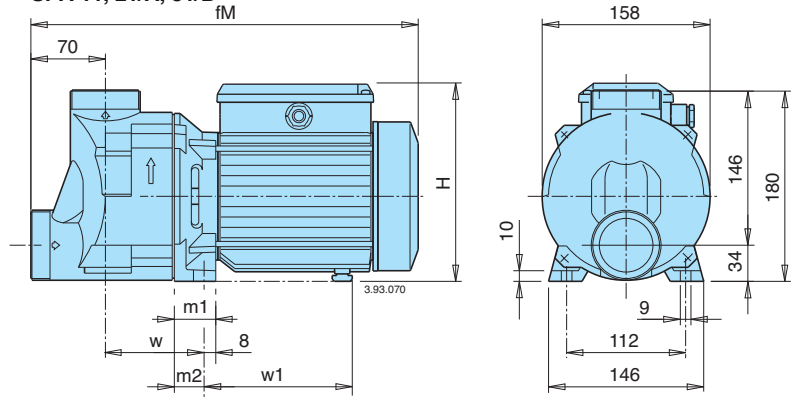
H Total head in m.

Tolerances in accordance with UNI EN ISO 9906:2012

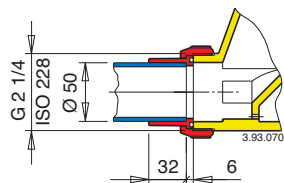
Dimensions and weights

Type	mm						kg	
	fM	H	m1	m2	w1	w	SPA	SPAM
SPA 11	339	176	34	26	122	97	6,7	6,8
SPA 21/A	371	191	39	31	136	102	8	9
SPA 31/B	371	191	39	31	136	102	9,8	10

SPA 11, 21/A, 31/B

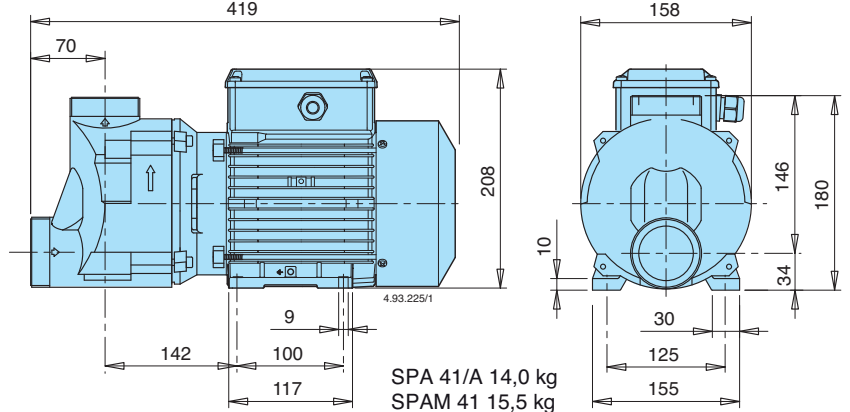


Cemented joint.



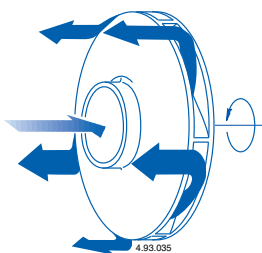
Threaded union coupling.

SPA 41/A



Features

Diffuser with peripheral-longitudinal flow, of stainless steel for **extra reliability**.



Mechanical seal without contact with the shaft, for **extra safety**.

