



Construction

Horizontal multi-stage, self-priming, close coupled pump.

Single-piece barrel casing in chrome-nickel stainless steel, with front suction port above pumps axis and radial delivery at top.

Stages in Noryl.

Applications

For water supply.

For domestic use, for garden use and irrigation.

Operating conditions

Liquid temperature: 0 °C to +35 °C.

Ambient temperature up to +40 °C.

Suction lift up to 8 m.

Maximum permissible pressure in the pump casing: 8 bar.

Continuous duty.

Motor

2-pole induction motor, 50 Hz ($n \approx 2800$ rpm).

MXA: three-phase 230/400 V $\pm 10\%$.

MXAM: single-phase 230 V $\pm 10\%$, with thermal protector.

Capacitor inside the terminal box.

Insulation class F.

Protection IP 54.

Classification scheme IE3 for three-phase motors from 0,75 kW.

Constructed in accordance with: EN 60034-1; EN 60034-30-1.

EN 60335-1, EN 60335-2-41.

Materials

Component	Material
Pump casing	Cr-Ni steel 1.4301 EN 10088 (AISI 304)
Casing cover	Cr-Ni steel 1.4301 EN 10088 (AISI 304)
Pump Shaft	Chrome steel 1.4104 EN 10088 (AISI 430)
Plug	Cr-Ni steel 1.4305 EN 10088 (AISI 303)
Suction casing	PPO-GF20 (Noryl)
Stage casing	PPO-GF20 (Noryl)
Impeller	PPO-GF20 (Noryl)
Mechanical seal	Carbon - Ceramic - NBR

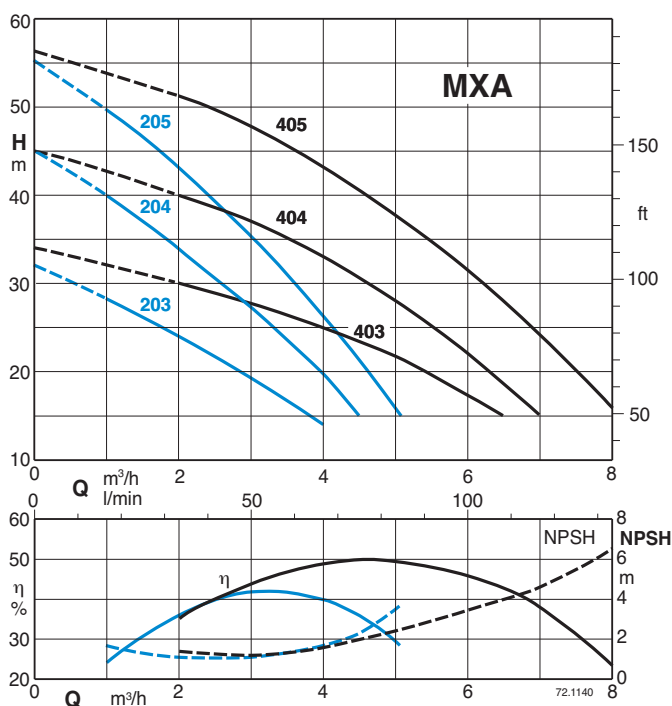
Special features on request

- Other voltages.

- Frequency 60 Hz (as per 60 Hz data sheet).

- Protection IP 55.

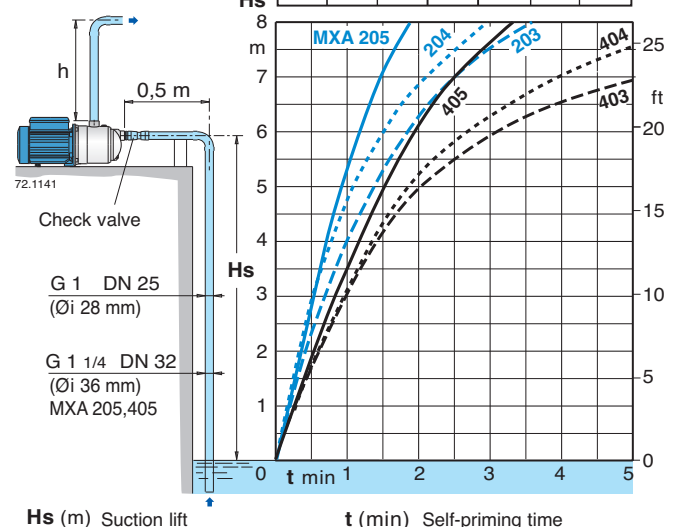
Characteristic curves $n \approx 2800$ rpm



Self-priming capability

H₂O, T = 20 °C,
Pa = 1000 hPa (mbar)
50 Hz ($n \approx 2800$ 1/min)

H _s (m) ≤	h (mm)					
	203	204	205	403	404	405
2	100	100	500	100	100	500
4	200	200	500	450	450	500
6	450	450	500	600	600	600
8	600	600	600	600	600	600



Performance $n \approx 2800$ rpm

	3 ~ 230 V 400 V		1 ~ 230 V		P ₁		P ₂		Q								
	A	A	A	kW	kW	HP	m ³ /h	l/min		0	1	2	3	4	4,5	5	
MXA 203	2,4	1,4	MXAM 203	3	0,63	0,45	0,6	H	m	32	28	24	19	14			
MXA 204/A	2,8	1,6	MXAM 204/A	4,2	0,8	0,55	0,75			45	40	34	27	20	15		
MXA 205/B	3,5	2	MXAM 205/A	5,4	1	0,75	1			55,5	50	43	35,5	26,5	21,5	15,5	

	3 ~ 230 V 400 V		1 ~ 230 V		P ₁		P ₂		Q									
	A	A	A	kW	kW	HP	m ³ /h	l/min		0	2	3	4	5	6	6,5	7	8
MXA 403/A	2,8	1,6	MXAM 403/A	4,2	0,9	0,55	0,75	H	m	34	30	28	25	22	17	15		
MXA 404/B	3,5	2	MXAM 404/A	5,4	1,2	0,75	1			45	40	37	33	28	22	19	15	
MXA 405/A	4,5	2,6	MXAM 405/A	7	1,5	1,1	1,5			56	51	47,5	42,5	36,5	30	26,5	23	14

P₁ Max. power input.

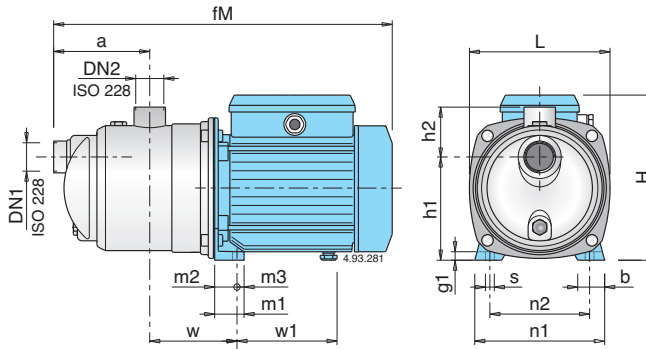
P₂ Rated motor power output.

Test results with clean cold water, without gas content.
+ 0,5 m security margin on NPSH-value is necessary.

Tolerances according to UNI EN ISO 9906:2012

For capacities over 4 m³/h use a suction pipe G 1 1/4 (DN 32).

Dimensions and weights



TYPE	Dimensions																	Net weight		
	DN1	DN2	mm															kg		
	ISO 228	fM	a	w	h1	h2	H	L	m1	m2	m3	n1	n2	b	s	g1	w1	MXA	MXAM	
MXA 203 - MXAM 203	G 1	G 1	362	115	95	116	61	176	161	33	25	8	146	112	30	9	10	102	6,6	6,7
MXA 204/A - MXAM 204/A	G 1	G 1	391	115	95	116	61	192	161	33	25	8	146	112	30	9	10	112	8,7	9,6
MXA 205/B - MXAM 205/A	G 1 1/4	G 1	462	140	113	152	68	225	213,5	37,5	28	9,5	185	155	33	9,5	11	147	13,3	13,8
MXA 403/A - MXAM 403/A	G 1	G 1	391	115	95	116	61	192	161	33	25	8	146	112	30	9	10	112	8,6	9,5
MXA 404/B - MXAM 404/A	G 1	G 1	391	115	95	116	61	192	161	33	25	8	146	112	30	9	10	112	9,5	10,5
MXA 405/A - MXAM 405/A	G 1 1/4	G 1	462	140	113	152	68	225	213,5	37,5	28	9,5	185	155	33	9,5	11	147	14,2	14,5

Features

Extra safety

against running dry, with the suction port above pump axis and with the self-priming construction.

Robust

Single-piece barrel casing.

Compact

Single-piece lantern bracket and base.

Low noise

with the water-filled shroud around the stages.

